


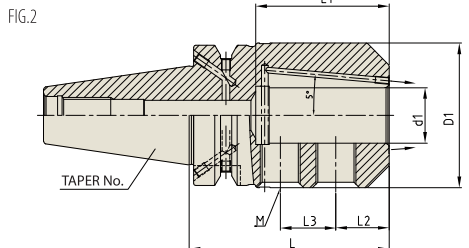
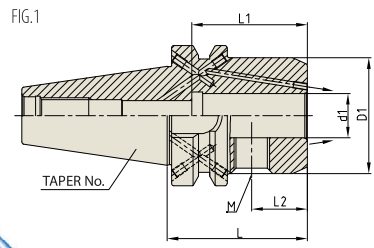
# YG END MILL HOLDER & SIDE LOCK ARBOR

EMH

## END MILL HOLDER (COOLANT CHANNEL)

JIS B6339/  
MAS 403-BT

FRÄSERFUTTER UND FLÄCHENSPIANNFUTTER  
MANDRIN PORTE FRAISE À QUEUE CYLINDRIQUE, À MÉPLAT  
MANDRINI PORTA FRESA TIPO WELDON  
PORTAFRESAS Y EJES DE SUJECCION LATERAL



											Unit : mm
TAPER No.	MODEL No.	EDP No.	d1	D2	L	L1	L2	L3	M	FIG.	WEIGHT (kg)
40	BT40AD/B-EMH6C-50	P2772991	6	25	50	35	18	-	M6	1	1.00
	BT40AD/B-EMH8C-50	P2772992	8	28	50	35	18	-	M8	1	1.00
	BT40AD/B-EMH10C-63	P2772993	10	35	63	39	20	-	M10	1	1.10
	BT40AD/B-EMH12C-63	P2772994	12	42	63	44	22.5	-	M12	1	1.30
	BT40AD/B-EMH14C-63	P2772995	14	44	63	49	22.5	-	M12	1	1.40
	BT40AD/B-EMH16C-63	P2772996	16	48	63	52	24	-	M14	1	1.70
	BT40AD/B-EMH18C-63	P2772997	18	50	63	50	24	-	M14	1	1.70
	BT40AD/B-EMH20C-63	P2772998	20	52	63	52	25	-	M16	1	1.80
	BT40AD/B-EMH25C-90	P2772999	25	65	90	60	24	25	M18	2	1.80
	BT40AD/B-EMH32C-100	P2773000	32	72	100	64	24	28	M20	2	2.00
50	BT50AD/B-EMH6C-63	P2773012	6	25	63	35	18	-	M6	1	3.30
	BT50AD/B-EMH8C-63	P2773013	8	28	63	35	18	-	M8	1	3.60
	BT50AD/B-EMH10C-65	P2773014	10	35	65	39	20	-	M10	1	3.80
	BT50AD/B-EMH12C-80	P2773015	12	42	80	46	22.5	-	M12	1	3.80
	BT40AD/B-EMH14C-80	P2773016	14	44	80	46	22.5	-	M12	1	4.00
	BT50AD/B-EMH16C-80	P2773017	16	48	80	49	24	-	M14	1	4.00
	BT50AD/B-EMH18C-80	P2773018	18	50	80	49	24	-	M14	1	4.20
	BT50AD/B-EMH20C-80	P2773019	20	52	80	52	25	-	M16	1	4.20
	BT50AD/B-EMH25C-100	P2773020	25	65	100	60	24	25	M18	2	4.60
	BT50AD/B-EMH32C-105	P2773021	32	72	105	64	24	28	M20	2	4.70
	BT50AD/B-EMH40C-120	P2773022	40	80	120	73	30	32	M20	2	4.90

- ▶ CAT(ANSI B5.50) taper and Inch type products are available.
- ▶ Standard End Mill Holder is for a cutting tool with Weldon shank and End Mill Holder for a cutting tool with Whistle notch is available upon request.
- ▶ Combi-style holder with ball jointed clamping screw which can be used with cutting tools with Weldon and Whistle notch shank is available.