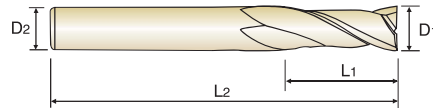


CARBIDE, 2 FLUTE LONG LENGTH

- VOLLHARTMETALL, 2 SCHNEIDEN LANG
- Fraise carbure, 2 dents, longue
- MD, 2 TAGLIENTI, SPIGOLO VIVO, SERIE LUNGA

- ▶ New coating and tool geometry applied resulting outstanding cutting abilities and wear resistance.
- ▶ Excellent performance when cutting prehardened steels, up to HRC55 which are used for molds & dies.
- ▶ Available in various lengths of cut and also overall lengths.

- ▶ Aufgrund einer neuartigen Beschichtung und neuer Werkzeuggeometrien hervorragende Schnittleistung und Verschleißfestigkeit
- ▶ Hervorragende Leistung bei der Zerspaltung von vorvergüteten Stählen bis HRC55, welche im Werkzeug- und Formenbau Verwendung finden.
- ▶ Erhältlich in verschiebenen Schneiden- und Gesamtlängen.



CARBIDE 2 30° PLAIN P.310-315

EDP No.	Mill Diameter	Shank Diameter	Length of Cut	Overall Length
	D1	D2	L1	L2
★ SEME7001003E	1.0	6	3	60
★ SEME7001004E	1.0	6	4	60
SEME7001005E	1.0	6	5	60
★ SEME7001006E	1.0	6	6	60
SEME7001007E	1.0	6	7	60
★ SEME7001008E	1.0	6	8	60
★ SEME7001010E	1.0	6	10	60
SEME7001012E	1.0	6	12	60
SEME7001204E	1.2	6	4	60
SEME7001206E	1.2	6	6	60
SEME7001208E	1.2	6	8	60
SEME7001210E	1.2	6	10	60
SEME7001212E	1.2	6	12	60
★ SEME7001506E	1.5	6	6	60
★ SEME7001508E	1.5	6	8	60
★ SEME7001510E	1.5	6	10	60
★ SEME7001512E	1.5	6	12	60
SEME7001514E	1.5	6	14	60
★ SEME7001516E	1.5	6	16	60
★ SEME7002008E	2.0	6	8	60
★ SEME7002010E	2.0	6	10	60
★ SEME7002012E	2.0	6	12	60
SEME7002014E	2.0	6	14	60
★ SEME7002016E	2.0	6	16	60

★ : Stock Item

▶ NEXT PAGE

Mill Dia. Tolerance (mm)	Shank Dia. Tolerance
0 ~ - 0.03	h5

◎ : Excellent ○ : Good

ISO Material Description	P										M				K						
	Non-alloy steel					Low alloy steel					High alloyed steel, and tool steel				Stainless steel		Grey cast iron		Nodular cast iron		Malleable cast iron
VDI 3323	1	2	3	4	5	6	7	8	9	10	11	12	13	14	15	16	17	18	19	20	
HRC		13	25	28	32	10	29	32	38	15	35	15	23	10	10	26	3	25		21	
HB	125	190	250	270	300	180	275	300	350	200	325	200	240	180	180	260	160	250	130	230	
Recommend	○	○	◎	◎	◎	○	◎	◎	◎	◎	◎				○	○	○	○	○	○	

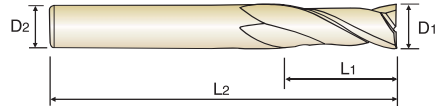
ISO Material Description	N										S						H				
	Aluminum-wrought alloy		Aluminum-cast, alloyed			Copper and Copper Alloys (Bronze / Brass)			Non Metallic Materials		Heat Resistant Super Alloys						Titanium Alloys		Hardened steel	Chilled Cast Iron	Hardened Cast Iron
VDI 3323	21	22	23	24	25	26	27	28	29	30	31	32	33	34	35	36	37	38	39	40	41
HRC											15	30	25	38	34			55	60	42	55
HB	60	100	75	90	130	110	90	100			200	280	250	350	320	400 Rm	1050 Rm	550	630	400	550
Recommend																		○	◎	○	○

CARBIDE, 2 FLUTE LONG LENGTH

- **VOLLHARTMETALL, 2 SCHNEIDEN LANG**
- **Fraise carbure, 2 dents, longue**
- **MD, 2 TAGLIANTI, SPIGOLO VIVO, SERIE LUNGA**

- ▶ New coating and tool geometry applied resulting outstanding cutting abilities and wear resistance.
- ▶ Excellent performance when cutting prehardened steels, up to HRc55 which are used for molds & dies.
- ▶ Available in various lengths of cut and also overall lengths.

- ▶ Aufgrund einer neuartigen Beschichtung und neuer Werkzeuggeometrien hervorragende Schnittleistung und Verschleißfestigkeit
- ▶ Hervorragende Leistung bei der Zerspaltung von vorvergüteten Stählen bis HRc55, welche im Werkzeug- und Formenbau Verwendung finden.
- ▶ Erhältlich in verschiedenen Schneiden- und Gesamtlängen.



CARBIDE 2 30° PLAIN P.310-315

Unit : mm

EDP No.	Mill Diameter	Shank Diameter	Length of Cut	Overall Length
	D1	D2	L1	L2
★ SEME7002510E	2.5	6	10	60
SEME7002512E	2.5	6	12	60
★ SEME7002516E	2.5	6	16	60
SEME7002520E	2.5	6	20	60
SEME7002526E	2.5	6	26	60
SEME70030163SE	3.0	3	16	100
★ SEME7003010E	3.0	6	10	70
★ SEME7003012E	3.0	6	12	70
★ SEME7003014E	3.0	6	14	70
★ SEME7003016E	3.0	6	16	70
★ SEME7003020E	3.0	6	20	70
★ SEME7003026E	3.0	6	26	70
SEME7003030E	3.0	6	30	70
SEME70040204SE	4.0	4	20	100
★ SEME7004012E	4.0	6	12	70
★ SEME7004016E	4.0	6	16	70
★ SEME7004020E	4.0	6	20	70
★ SEME7004026E	4.0	6	26	70
★ SEME7004030E	4.0	6	30	70
★ SEME7005020E	5.0	6	20	70
★ SEME7005025E	5.0	6	25	70
SEME7005025100E	5.0	6	25	100
★ SEME7005030E	5.0	6	30	80
SEME7005035E	5.0	6	35	90

★ : Stock Item

▶ NEXT PAGE

Mill Dia. Tolerance (mm)	Shank Dia. Tolerance
0 ~ - 0.03	h5

◎ : Excellent ○ : Good

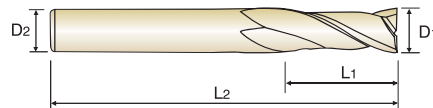
ISO Material Description	P										M				K						
	Non-alloy steel					Low alloy steel					High alloyed steel, and tool steel				Stainless steel		Grey cast iron		Nodular cast iron		Malleable cast iron
VDI 3323	1	2	3	4	5	6	7	8	9	10	11	12	13	14	15	16	17	18	19	20	
HRc		13	25	28	32	10	29	32	38	15	35	15	23	10	10	26	3	25		21	
HB	125	190	250	270	300	180	275	300	350	200	325	200	240	180	180	260	160	250	130	230	
Recommend	○	○	◎	◎	◎	○	◎	◎	◎	○	◎				○	○	○	○	○	○	
ISO Material Description	N										S							H			
	Aluminum-wrought alloy		Aluminum-cast, alloyed			Copper and Copper Alloys (Bronze / Brass)			Non Metallic Materials		Heat Resistant Super Alloys					Titanium Alloys		Hardened steel	Chilled Cast Iron	Hardened Cast Iron	
VDI 3323	21	22	23	24	25	26	27	28	29	30	31	32	33	34	35	36	37	38	39	40	41
HRc											15	30	25	38	34			55	60	42	55
HB	60	100	75	90	130	110	90	100			200	280	250	350	320	400 Rm	1050 Rm	550	630	400	550
Recommend																		○	◎	◎	○

CARBIDE, 2 FLUTE LONG LENGTH

- VOLLHARTMETALL, 2 SCHNEIDEN LANG
- Fraise carbure, 2 dents, longue
- MD, 2 TAGLIENTI, SPIGOLO VIVO, SERIE LUNGA

- ▶ New coating and tool geometry applied resulting outstanding cutting abilities and wear resistance.
- ▶ Excellent performance when cutting prehardened steels, up to HRC55 which are used for molds & dies.
- ▶ Available in various lengths of cut and also overall lengths.

- ▶ Aufgrund einer neuartigen Beschichtung und neuer Werkzeuggeometrien hervorragende Schnittleistung und Verschleißfestigkeit
- ▶ Hervorragende Leistung bei der Zerspaltung von vorvergüteten Stählen bis HRC55, welche im Werkzeug- und Formenbau Verwendung finden.
- ▶ Erhältlich in verschiebenen Schneiden- und Gesamtlängen.



CARBIDE

2

30°

PLAIN

P.310-315

EDP No.	Mill Diameter	Shank Diameter	Length of Cut	Overall Length
	D1	D2	L1	L2
★ SEME7005040E	5.0	6	40	100
★ SEME7006015E	6.0	6	15	60
★ SEME7006015080E	6.0	6	15	80
★ SEME7006020E	6.0	6	20	70
★ SEME7006020090E	6.0	6	20	90
★ SEME7006025E	6.0	6	25	75
★ SEME7006030E	6.0	6	30	80
★ SEME7006030100E	6.0	6	30	100
★ SEME7006030150E	6.0	6	30	150
★ SEME7006035E	6.0	6	35	90
★ SEME7006040E	6.0	6	40	90
★ SEME7006040120E	6.0	6	40	120
★ SEME7006045E	6.0	6	45	150
★ SEME7008025E	8.0	8	25	80
★ SEME7008030E	8.0	8	30	80
★ SEME7008030100E	8.0	8	30	100
★ SEME7008035E	8.0	8	35	90
★ SEME7008040E	8.0	8	40	90
★ SEME7008040120E	8.0	8	40	120
★ SEME7008040150E	8.0	8	40	150
★ SEME7008045E	8.0	8	45	100
★ SEME7008050E	8.0	8	50	100
★ SEME7008050150E	8.0	8	50	150
★ SEME7010030E	10.0	10	30	80

★ : Stock Item

▶ NEXT PAGE

Mill Dia. Tolerance (mm)	Shank Dia. Tolerance
0 ~ - 0.03	h5

◎ : Excellent ○ : Good

ISO Material Description	P										M				K						
	Non-alloy steel					Low alloy steel					High alloyed steel, and tool steel				Stainless steel		Grey cast iron		Nodular cast iron		Malleable cast iron
VDI 3323	1	2	3	4	5	6	7	8	9	10	11	12	13	14	15	16	17	18	19	20	
HRC		13	25	28	32	10	29	32	38	15	35	15	23	10	10	26	3	25	42	21	
HB	125	190	250	270	300	180	275	300	350	200	325	200	240	180	180	260	160	250	130	230	
Recommend	○	○	◎	◎	◎	○	◎	◎	◎	◎	◎	○	○	○	○	○	○	○	○	○	

ISO Material Description	N										S						H				
	Aluminum-wrought alloy		Aluminum-cast, alloyed			Copper and Copper Alloys (Bronze / Brass)			Non Metallic Materials		Heat Resistant Super Alloys						Titanium Alloys		Hardened steel	Chilled Cast Iron	Hardened Cast Iron
VDI 3323	21	22	23	24	25	26	27	28	29	30	31	32	33	34	35	36	37	38	39	40	41
HRC											15	30	25	38	34			55	60	42	55
HB	60	100	75	90	130	110	90	100			200	280	250	350	320	400 Rm	1050 Rm	550	630	400	550
Recommend																		○	◎	◎	○

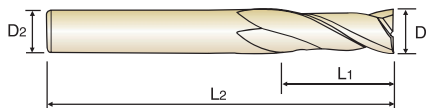


CARBIDE, 2 FLUTE LONG LENGTH

- **VOLLHARTMETALL, 2 SCHNEIDEN LANG**
- **Fraise carbure, 2 dents, longue**
- **MD, 2 TAGLIENTI, SPIGOLO VIVO, SERIE LUNGA**

- ▶ New coating and tool geometry applied resulting outstanding cutting abilities and wear resistance.
- ▶ Excellent performance when cutting prehardened steels, up to HRC55 which are used for molds & dies.
- ▶ Available in various lengths of cut and also overall lengths.

- ▶ Aufgrund einer neuartigen Beschichtung und neuer Werkzeuggeometrien hervorragende Schnittleistung und Verschleißfestigkeit
- ▶ Hervorragende Leistung bei der Zerspaltung von vorvergüteten Stählen bis HRC55, welche im Werkzeug- und Formenbau Verwendung finden.
- ▶ Erhältlich in verschiedenen Schneiden- und Gesamtlängen.



P.310-315

Unit : mm

EDP No.	Mill Diameter	Shank Diameter	Length of Cut	Overall Length
	D1	D2	L1	L2
★ SEME7010030100E	10.0	10	30	100
★ SEME7010035E	10.0	10	35	90
★ SEME7010040E	10.0	10	40	90
★ SEME7010040120E	10.0	10	40	120
★ SEME7010045E	10.0	10	45	100
★ SEME7010050E	10.0	10	50	100
★ SEME7010050150E	10.0	10	50	150
SEME7010050200E	10.0	10	50	200
SEME7010055E	10.0	10	55	150
★ SEME7010060E	10.0	10	60	110
SEME7010060200E	10.0	10	60	200
★ SEME7012035E	12.0	12	35	90
★ SEME7012040E	12.0	12	40	100
★ SEME7012040120E	12.0	12	40	120
★ SEME7012045E	12.0	12	45	130
★ SEME7012050E	12.0	12	50	100
★ SEME7012050150E	12.0	12	50	150
★ SEME7012055E	12.0	12	55	110
★ SEME7012060E	12.0	12	60	110
★ SEME7012060150E	12.0	12	60	150
SEME7012060200E	12.0	12	60	200
SEME7012065E	12.0	12	65	150
SEME7012070E	12.0	12	70	120
SEME7012070200E	12.0	12	70	200

★ : Stock Item

▶ NEXT PAGE

Mill Dia. Tolerance (mm)	Shank Dia. Tolerance
0 ~ - 0.03	h5

◎ : Excellent ○ : Good

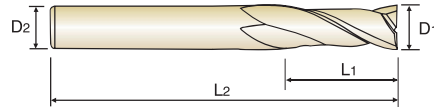
ISO Material Description	P										M				K						
	Non-alloy steel					Low alloy steel					High alloyed steel, and tool steel		Stainless steel		Grey cast iron		Nodular cast iron		Malleable cast iron		
VDI 3323	1	2	3	4	5	6	7	8	9	10	11	12	13	14	15	16	17	18	19	20	
HRc		13	25	28	32	10	29	32	38	15	35	15	23	10	10	26	3	25		21	
HB	125	190	250	270	300	180	275	300	350	200	325	200	240	180	180	260	160	250	130	230	
Recommend	○	○	◎	◎	◎	○	◎	◎	◎	○	◎	○	○	○	○	○	○	○	○	○	
ISO Material Description	N										S						H				
	Aluminum-wrought alloy		Aluminum-cast, alloyed			Copper and Copper Alloys (Bronze / Brass)			Non Metallic Materials		Heat Resistant Super Alloys				Titanium Alloys		Hardened steel	Chilled Cast Iron	Hardened Cast Iron		
VDI 3323	21	22	23	24	25	26	27	28	29	30	31	32	33	34	35	36	37	38	39	40	41
HRc											15	30	25	38	34			55	60	42	55
HB	60	100	75	90	130	110	90	100			200	280	250	350	320	400 Rm	1050 Rm	550	630	400	550
Recommend																		○	◎	◎	○

CARBIDE, 2 FLUTE LONG LENGTH

- VOLLHARTMETALL, 2 SCHNEIDEN LANG
- Fraise carbure, 2 dents, longue
- MD, 2 TAGLIENTI, SPIGOLO VIVO, SERIE LUNGA

- ▶ New coating and tool geometry applied resulting outstanding cutting abilities and wear resistance.
- ▶ Excellent performance when cutting prehardened steels, up to HRC55 which are used for molds & dies.
- ▶ Available in various lengths of cut and also overall lengths.

- ▶ Aufgrund einer neuartigen Beschichtung und neuer Werkzeuggeometrien hervorragende Schnittleistung und Verschleißfestigkeit
- ▶ Hervorragende Leistung bei der Zerspaltung von vorvergüteten Stählen bis HRC55, welche im Werkzeug- und Formenbau Verwendung finden.
- ▶ Erhältlich in verschiebenen Schneiden- und Gesamtlängen.



CARBIDE 2 30° PLAIN P.310-315

EDP No.	Mill Diameter	Shank Diameter	Length of Cut	Overall Length
	D1	D2	L1	L2
SEME7014050E	14.0	16	50	110
★ SEME7014060E	14.0	16	60	150
★ SEME7016040E	16.0	16	40	150
SEME7016050E	16.0	16	50	110
SEME7016050150E	16.0	16	50	150
SEME7016060E	16.0	16	60	120
SEME7016070E	16.0	16	70	130
★ SEME7016070150E	16.0	16	70	150
SEME7016070200E	16.0	16	70	200
SEME7016080E	16.0	16	80	150
SEME7016090E	16.0	16	90	150
SEME70160110E	16.0	16	110	200
SEME70160120E	16.0	16	120	250
SEME7018050E	18.0	20	50	120
SEME7018070E	18.0	20	70	130
SEME70180100E	18.0	20	100	200
SEME7020050E	20.0	20	50	110
SEME7020050150E	20.0	20	50	150
SEME7020060E	20.0	20	60	130
SEME7020070E	20.0	20	70	130
SEME7020080E	20.0	20	80	150
SEME7020090E	20.0	20	90	150
★ SEME7020090200E	20.0	20	90	200
★ SEME70200110E	20.0	20	110	200

★ : Stock Item

▶ NEXT PAGE

Mill Dia. Tolerance (mm)	Shank Dia. Tolerance
0 ~ - 0.03	h5

◎ : Excellent ○ : Good

ISO Material Description	P											M			K					
	Non-alloy steel					Low alloy steel				High alloyed steel, and tool steel		Stainless steel			Grey cast iron		Nodular cast iron		Malleable cast iron	
VDI 3323	1	2	3	4	5	6	7	8	9	10	11	12	13	14	15	16	17	18	19	20
HRC	125	13	25	28	32	10	29	32	38	15	35	15	23	10	10	26	3	25	42	21
HB	190	190	250	270	300	180	275	300	350	200	325	200	240	180	180	260	160	250	130	230
Recommend	○	○	◎	◎	◎	○	◎	◎	◎	◎	◎	○	○	○	○	○	○	○	○	○

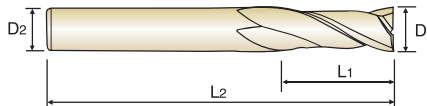
ISO Material Description	N					S										H						
	Aluminum-wrought alloy		Aluminum-cast, alloyed		Copper and Copper Alloys (Bronze / Brass)	Non Metallic Materials	Heat Resistant Super Alloys					Titanium Alloys		Hardened steel	Chilled Cast Iron	Hardened Cast Iron						
VDI 3323	21	22	23	24	25	26	27	28	29	30	31	32	33	34	35	36	37	38	39	40	41	
HRC	60	100	75	90	130	110	90	100				15	30	25	38	34			55	60	42	55
HB	60	100	75	90	130	110	90	100				200	280	250	350	320	400 Rm	1050 Rm	550	630	400	550
Recommend																		○	◎	◎	○	

CARBIDE, 2 FLUTE LONG LENGTH

- **VOLLHARTMETALL, 2 SCHNEIDEN LANG**
- **Fraise carbure, 2 dents, longue**
- **MD, 2 TAGLIENTI, SPIGOLO VIVO, SERIE LUNGA**

- ▶ New coating and tool geometry applied resulting outstanding cutting abilities and wear resistance.
- ▶ Excellent performance when cutting prehardened steels, up to HRC55 which are used for molds & dies.
- ▶ Available in various lengths of cut and also overall lengths.

- ▶ Aufgrund einer neuartigen Beschichtung und neuer Werkzeuggeometrien hervorragende Schnittleistung und Verschleißfestigkeit
- ▶ Hervorragende Leistung bei der Zerspaltung von vorvergüteten Stählen bis HRC55, welche im Werkzeug- und Formenbau Verwendung finden.
- ▶ Erhältlich in verschiebenen Schneiden- und Gesamtlängen.



CARBIDE 2 30° PLAIN P.310-315

Unit : mm

EDP No.	Mill Diameter	Shank Diameter	Length of Cut	Overall Length
	D1	D2	L1	L2
SEME70200120E	20.0	20	120	250
SEME7022075E	22.0	20	75	150
SEME70220110E	22.0	20	110	200
SEME7025070E	25.0	25	70	150
SEME7025090E	25.0	25	90	150
SEME70250110E	25.0	25	110	200
SEME70250120E	25.0	25	120	250

★ : Stock Item

Mill Dia. Tolerance (mm)	Shank Dia. Tolerance
0 ~ - 0.03	h5

◎ : Excellent ○ : Good

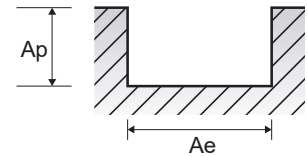
ISO Material Description	P											M			K						
	Non-alloy steel					Low alloy steel						High alloyed steel, and tool steel			Stainless steel			Grey cast iron		Nodular cast iron	
VDI 3323	1	2	3	4	5	6	7	8	9	10	11	12	13	14	15	16	17	18	19	20	
HRc		13	25	28	32	10	29	32	38	15	35	15	23	10	10	26	3	25		21	
HB	125	190	250	270	300	180	275	300	350	200	325	200	240	180	180	260	160	250	130	230	
Recommend	○	○	◎	◎	◎	○	◎	◎	◎	○	◎				○	○	○	○	○	○	
ISO Material Description	N										S							H			
	Aluminum-wrought alloy		Aluminum-cast, alloyed			Copper and Copper Alloys (Bronze / Brass)			Non Metallic Materials		Heat Resistant Super Alloys					Titanium Alloys		Hardened steel	Chilled Cast Iron	Hardened Cast Iron	
VDI 3323	21	22	23	24	25	26	27	28	29	30	31	32	33	34	35	36	37	38	39	40	41
HRc											15	30	25	38	34			55	60	42	55
HB	60	100	75	90	130	110	90	100			200	280	250	350	320	400 Rm	1050 Rm	550	630	400	550
Recommend																		○		◎	○

SEME70 SERIES 2 FLUTE - SLOTTING

Vc = m/min. fz = mm/tooth
RPM = rev./min. FEED = mm/min.
LOC = Length of Cut

ISO	VDI 3323	Material Description	Ae	Ap	Parameter	Diameter (Ø)															
						1.0	1.0	1.0	1.0	1.0	1.0	1.0	1.0	1.2	1.2	1.2	1.2				
						LOC	3	4	5	6	7	8	10	12	4	6	8	10			
P	1-5	Non-alloy steel	1.0D	0.3D (up to Ø3:0.4mm)	Vc	50	50	50	45	45	45	45	40	51	51	46	46				
					fz	0.002	0.002	0.002	0.002	0.002	0.002	0.002	0.002	0.003	0.003	0.002	0.002				
	RPM	15915	15915	15915	14324	14324	14324	14324	12732	13528	13528	12202	12202								
	FEED	64	64	64	57	57	57	57	51	81	81	49	49								
	6-8	Low alloy steel	1.0D	0.3D (up to Ø3:0.4mm)	Vc	50	50	50	45	45	45	45	40	51	51	46	46				
fz					0.002	0.002	0.002	0.002	0.002	0.002	0.002	0.002	0.003	0.003	0.002	0.002					
9	High alloyed steel, and tool steel	1.0D	0.3D (up to Ø3:0.4mm)	Vc	40	40	40	36	36	36	36	32	41	41	37	37					
				fz	0.002	0.002	0.002	0.002	0.002	0.002	0.002	0.002	0.003	0.003	0.003	0.002					
10-11.1	High alloyed steel, and tool steel	1.0D	0.3D (up to Ø3:0.4mm)	Vc	50	50	50	45	45	45	45	40	51	51	46	46					
				fz	0.002	0.002	0.002	0.002	0.002	0.002	0.002	0.002	0.003	0.003	0.002	0.002					
11.2	High alloyed steel, and tool steel	1.0D	0.3D (up to Ø3:0.4mm)	Vc	40	40	40	36	36	36	36	32	41	41	37	37					
				fz	0.002	0.002	0.002	0.002	0.002	0.002	0.002	0.002	0.003	0.003	0.003	0.002					
K	15-20	Grey cast iron Nodular cast iron Malleable cast iron	1.0D	0.3D (up to Ø3:0.4mm)	Vc	50	50	50	45	45	45	45	40	51	51	46	46				
					fz	0.002	0.002	0.002	0.002	0.002	0.002	0.002	0.002	0.003	0.003	0.002	0.002				
H	38.1 - 38.2	Hardened steel	1.0D	0.05D	Vc	25	25	25	23	23	23	23	20	25	25	23	23				
					fz	0.002	0.002	0.002	0.002	0.002	0.001	0.001	0.001	0.002	0.002	0.002	0.002				
H	40	Chilled Cast Iron	1.0D	0.3D (up to Ø3:0.4mm)	Vc	40	40	40	36	36	36	36	32	41	41	37	37				
					fz	0.002	0.002	0.002	0.002	0.002	0.002	0.002	0.002	0.003	0.003	0.003	0.002				
H	41	Hardened Cast Iron	1.0D	0.05D	Vc	25	25	25	23	23	23	23	20	25	25	23	23				
					fz	0.002	0.002	0.002	0.002	0.002	0.001	0.001	0.001	0.002	0.002	0.002	0.002				

▶ NEXT PAGE



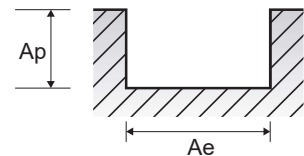
RECOMMENDED CUTTING CONDITIONS EMPFOHLENE SCHNEIDPARAMETER

SEME70 SERIES 2 FLUTE - SLOTTING

Vc = m/min. fz = mm/tooth
RPM = rev./min. FEED = mm/min.
LOC = Length of Cut

VDI 3323	Parameter	Diameter (Ø)																			
		1.2	1.5	1.5	1.5	1.5	1.5	1.5	2.0	2.0	2.0	2.0	2.0	2.5	2.5	2.5	2.5	2.5	3.0	3.0	3.0
	LOC	12	6	8	10	12	14	16	8	10	12	14	16	10	12	16	20	26	10	12	14
1-5	Vc	46	53	48	48	48	48	42	57	57	51	51	51	60	60	54	54	48	60	60	60
	fz	0.002	0.004	0.003	0.003	0.003	0.003	0.003	0.005	0.005	0.004	0.004	0.004	0.006	0.006	0.005	0.005	0.004	0.008	0.008	0.008
	RPM	12202	11247	10186	10186	10186	10186	8913	9072	9072	8117	8117	8117	7639	7639	6875	6875	6112	6366	6366	6366
	FEED	49	90	61	61	61	61	53	91	91	65	65	65	92	92	69	69	49	102	102	102
6-8	Vc	46	53	48	48	48	48	42	57	57	51	51	51	60	60	54	54	48	60	60	60
	fz	0.002	0.004	0.003	0.003	0.003	0.003	0.003	0.005	0.005	0.004	0.004	0.004	0.006	0.006	0.005	0.005	0.004	0.008	0.008	0.008
	RPM	12202	11247	10186	10186	10186	10186	8913	9072	9072	8117	8117	8117	7639	7639	6875	6875	6112	6366	6366	6366
	FEED	49	90	61	61	61	61	53	91	91	65	65	65	92	92	69	69	49	102	102	102
9	Vc	37	42	38	38	38	38	34	46	46	41	41	41	49	49	44	44	39	49	49	49
	fz	0.002	0.004	0.004	0.003	0.003	0.003	0.003	0.005	0.005	0.005	0.005	0.004	0.006	0.006	0.006	0.005	0.005	0.008	0.008	0.008
	RPM	9815	8913	8064	8064	8064	8064	7215	7321	7321	6525	6525	6525	6239	6239	5602	5602	4966	5199	5199	5199
	FEED	39	71	65	48	48	48	43	73	73	65	65	52	75	75	67	56	50	83	83	83
10 - 11.1	Vc	46	53	48	48	48	48	42	57	57	51	51	51	60	60	54	54	48	60	60	60
	fz	0.002	0.004	0.003	0.003	0.003	0.003	0.003	0.005	0.005	0.004	0.004	0.004	0.006	0.006	0.005	0.005	0.004	0.008	0.008	0.008
	RPM	12202	11247	10186	10186	10186	10186	8913	9072	9072	8117	8117	8117	7639	7639	6875	6875	6112	6366	6366	6366
	FEED	49	90	61	61	61	61	53	91	91	65	65	65	92	92	69	69	49	102	102	102
11.2	Vc	37	42	38	38	38	38	34	46	46	41	41	41	49	49	44	44	39	49	49	49
	fz	0.002	0.004	0.004	0.003	0.003	0.003	0.003	0.005	0.005	0.005	0.005	0.004	0.006	0.006	0.006	0.005	0.005	0.008	0.008	0.008
	RPM	9815	8913	8064	8064	8064	8064	7215	7321	7321	6525	6525	6525	6239	6239	5602	5602	4966	5199	5199	5199
	FEED	39	71	65	48	48	48	43	73	73	65	65	52	75	75	67	56	50	83	83	83
15 - 20	Vc	46	53	48	48	48	48	42	57	57	51	51	51	60	60	54	54	48	60	60	60
	fz	0.002	0.004	0.003	0.003	0.003	0.003	0.003	0.005	0.005	0.004	0.004	0.004	0.006	0.006	0.005	0.005	0.004	0.008	0.008	0.008
	RPM	12202	11247	10186	10186	10186	10186	8913	9072	9072	8117	8117	8117	7639	7639	6875	6875	6112	6366	6366	6366
	FEED	49	90	61	61	61	61	53	91	91	65	65	65	92	92	69	69	49	102	102	102
38.1 - 38.2	Vc	23	26	24	24	24	24	21	29	29	26	26	26	30	30	27	27	24	30	30	30
	fz	0.002	0.003	0.003	0.002	0.002	0.002	0.002	0.004	0.004	0.004	0.004	0.003	0.005	0.005	0.004	0.004	0.003	0.006	0.006	0.006
	RPM	6101	5517	5093	5093	5093	5093	4456	4615	4615	4138	4138	4138	3820	3820	3438	3438	3056	3183	3183	3183
	FEED	24	33	31	20	20	20	18	37	37	33	33	25	38	38	28	28	18	38	38	38
40	Vc	37	42	38	38	38	38	34	46	46	41	41	41	49	49	44	44	39	49	49	49
	fz	0.002	0.004	0.004	0.003	0.003	0.003	0.003	0.005	0.005	0.005	0.005	0.004	0.006	0.006	0.006	0.005	0.005	0.008	0.008	0.008
	RPM	9815	8913	8064	8064	8064	8064	7215	7321	7321	6525	6525	6525	6239	6239	5602	5602	4966	5199	5199	5199
	FEED	39	71	65	48	48	48	43	73	73	65	65	52	75	75	67	56	50	83	83	83
41	Vc	23	26	24	24	24	24	21	29	29	26	26	26	30	30	27	27	24	30	30	30
	fz	0.002	0.003	0.003	0.002	0.002	0.002	0.002	0.004	0.004	0.004	0.004	0.003	0.005	0.005	0.004	0.004	0.003	0.006	0.006	0.006
	RPM	6101	5517	5093	5093	5093	5093	4456	4615	4615	4138	4138	4138	3820	3820	3438	3438	3056	3183	3183	3183
	FEED	24	33	31	20	20	20	18	37	37	33	33	25	38	38	28	28	18	38	38	38

▶ NEXT PAGE



HSS

CBN
END MILLS

i-Xmill
END MILLS

i-SMART
MODULAR
END MILLS

X5070
END MILLS

4G MILL
END MILLS

X-POWER
PRO
END MILLS

TitaNox-
POWER
END MILLS

JET-POWER
END MILLS

V7 PLUS
END MILLS

ALU-POWER
HPC
END MILLS

ALU-
POWER
END MILLS

D-POWER
GRAPHITE
END MILLS

D-POWER
CFRP
END MILLS

ROUTERS

CRX S
END MILLS

K-2
END MILLS

ONLY ONE
COATED PM60
END MILLS

TANK-
POWER
END MILLS

GENERAL
HSS
END MILLS

MILLING
CUTTERS

TECHNICAL
DATA

YG 4G MILL END MILLS

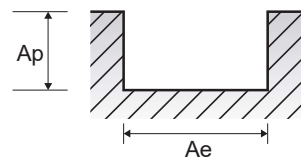
RECOMMENDED CUTTING CONDITIONS EMPFOHLENE SCHNEIDPARAMETER

SEME70 SERIES 2 FLUTE - SLOTTING

Vc = m/min. fz = mm/tooth
RPM = rev./min. FEED = mm/min.
LOC = Length of Cut

ISO	VDI 3323	Ae	Ap	Parameter	Diameter (Ø)															
					3.0	3.0	3.0	3.0	4.0	4.0	4.0	4.0	4.0	5.0	5.0	5.0	5.0	5.0	6.0	
					LOC	16	20	26	30	12	16	20	26	30	20	25	30	35	40	15
P	1-5	1.0D	0.3D (up to Ø3:0.4mm)	Vc	54	54	54	54	65	65	65	58	58	69	69	62	62	62	72	
				fz	0.008	0.007	0.006	0.006	0.012	0.012	0.012	0.01	0.01	0.017	0.017	0.015	0.015	0.014	0.024	
	RPM	5730	5730	5730	5730	5173	5173	5173	4615	4615	4393	4393	3947	3947	3947	3820				
	FEED	92	80	69	69	124	124	124	92	92	149	149	118	118	111	183				
	6-8	1.0D	0.3D (up to Ø3:0.4mm)	Vc	54	54	54	54	65	65	65	58	58	69	69	62	62	62	72	
fz				0.008	0.007	0.006	0.006	0.012	0.012	0.012	0.01	0.01	0.017	0.017	0.015	0.015	0.014	0.024		
9	1.0D	0.3D (up to Ø3:0.4mm)	Vc	44	44	44	44	52	52	52	46	46	55	55	49	49	49	57		
			fz	0.008	0.008	0.006	0.006	0.012	0.012	0.012	0.012	0.012	0.018	0.018	0.016	0.016	0.014	0.025		
10-11.1	1.0D	0.3D (up to Ø3:0.4mm)	Vc	54	54	54	54	65	65	65	58	58	69	69	62	62	62	72		
			fz	0.008	0.007	0.006	0.006	0.012	0.012	0.012	0.01	0.01	0.017	0.017	0.015	0.015	0.014	0.024		
11.2	1.0D	0.3D (up to Ø3:0.4mm)	Vc	44	44	44	44	52	52	52	46	46	55	55	49	49	49	57		
			fz	0.008	0.008	0.006	0.006	0.012	0.012	0.012	0.012	0.012	0.018	0.018	0.016	0.016	0.014	0.025		
K	15-20	1.0D	0.3D (up to Ø3:0.4mm)	Vc	54	54	54	54	65	65	65	58	58	69	69	62	62	62	72	
				fz	0.008	0.007	0.006	0.006	0.012	0.012	0.012	0.01	0.01	0.017	0.017	0.015	0.015	0.014	0.024	
H	38.1 - 38.2	1.0D	0.05D	Vc	27	27	27	27	32	32	32	29	29	36	36	32	32	32	37	
				fz	0.007	0.006	0.005	0.005	0.01	0.01	0.01	0.009	0.009	0.012	0.012	0.011	0.011	0.01	0.018	
H	40	1.0D	0.3D (up to Ø3:0.4mm)	Vc	44	44	44	44	52	52	52	46	46	55	55	49	49	49	57	
				fz	0.008	0.008	0.006	0.006	0.012	0.012	0.012	0.012	0.012	0.018	0.018	0.016	0.016	0.014	0.025	
H	41	1.0D	0.05D	Vc	27	27	27	27	32	32	32	29	29	36	36	32	32	32	37	
				fz	0.007	0.006	0.005	0.005	0.01	0.01	0.01	0.009	0.009	0.012	0.012	0.011	0.011	0.01	0.018	

▶ NEXT PAGE

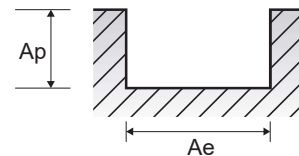


SEME70 SERIES **2 FLUTE - SLOTTING**

Vc = m/min. fz = mm/tooth
RPM = rev./min. FEED = mm/min.
LOC = Length of Cut

VDI 3323	Parameter	Diameter (Ø)																			
		6.0	6.0	6.0	6.0	6.0	6.0	6.0	8.0	8.0	8.0	8.0	8.0	8.0	10.0	10.0	10.0	10.0	10.0	12.0	
	LOC	20	25	30	35	40	45	25	30	35	40	45	50	30	35	40	45	50	55	60	35
1-5	Vc	72	72	72	64	64	64	72	72	72	72	65	65	77	77	77	77	77	69	69	75
	fz	0.024	0.024	0.02	0.02	0.018	0.018	0.033	0.033	0.033	0.028	0.028	0.025	0.039	0.039	0.039	0.033	0.033	0.033	0.029	0.038
	RPM	3820	3820	3820	3395	3395	3395	2865	2865	2865	2865	2586	2586	2451	2451	2451	2451	2451	2196	2196	1989
6-8	FEED	183	183	153	136	122	122	189	189	189	160	145	129	191	191	191	162	162	145	127	151
	Vc	72	72	72	64	64	64	72	72	72	65	65	77	77	77	77	77	69	69	75	
	fz	0.024	0.024	0.02	0.02	0.018	0.018	0.033	0.033	0.033	0.028	0.028	0.025	0.039	0.039	0.039	0.033	0.033	0.033	0.029	0.038
9	RPM	3820	3820	3820	3395	3395	3395	2865	2865	2865	2865	2586	2586	2451	2451	2451	2451	2451	2196	2196	1989
	FEED	183	183	153	136	122	122	189	189	189	160	145	129	191	191	191	162	162	145	127	151
	Vc	57	57	57	52	52	52	57	57	57	52	52	63	63	63	63	63	63	57	57	63
10 - 11.1	fz	0.025	0.025	0.021	0.021	0.018	0.018	0.033	0.033	0.033	0.027	0.028	0.024	0.038	0.038	0.038	0.031	0.031	0.032	0.028	0.04
	RPM	3024	3024	3024	2759	2759	2759	2268	2268	2268	2069	2069	2005	2005	2005	2005	2005	2005	1814	1814	1671
	FEED	151	151	127	116	99	99	150	150	150	122	116	99	152	152	152	124	124	116	102	134
11.2	Vc	57	57	57	52	52	52	57	57	57	52	52	63	63	63	63	63	63	57	57	63
	fz	0.025	0.025	0.021	0.021	0.018	0.018	0.033	0.033	0.033	0.027	0.028	0.024	0.038	0.038	0.038	0.031	0.031	0.032	0.028	0.04
	RPM	3024	3024	3024	2759	2759	2759	2268	2268	2268	2069	2069	2005	2005	2005	2005	2005	2005	1814	1814	1671
15 - 20	FEED	151	151	127	116	99	99	150	150	150	122	116	99	152	152	152	124	124	116	102	134
	Vc	72	72	72	64	64	64	72	72	72	65	65	77	77	77	77	77	77	69	69	75
	fz	0.024	0.024	0.02	0.02	0.018	0.018	0.033	0.033	0.033	0.028	0.028	0.025	0.039	0.039	0.039	0.033	0.033	0.033	0.029	0.038
38.1 - 38.2	RPM	3820	3820	3820	3395	3395	3395	2865	2865	2865	2865	2586	2586	2451	2451	2451	2451	2451	2196	2196	1989
	FEED	183	183	153	136	122	122	189	189	189	160	145	129	191	191	191	162	162	145	127	151
	Vc	37	37	37	33	33	33	38	38	38	38	34	34	38	38	38	38	38	34	34	38
40	fz	0.018	0.018	0.015	0.016	0.014	0.014	0.023	0.023	0.023	0.02	0.02	0.018	0.029	0.029	0.029	0.025	0.025	0.025	0.023	0.027
	RPM	1963	1963	1963	1751	1751	1751	1512	1512	1512	1512	1353	1353	1210	1210	1210	1210	1210	1082	1082	1008
	FEED	71	71	59	56	49	49	70	70	70	60	54	49	70	70	70	60	60	54	50	54
41	Vc	57	57	57	52	52	52	57	57	57	52	52	63	63	63	63	63	63	57	57	63
	fz	0.025	0.025	0.021	0.021	0.018	0.018	0.033	0.033	0.033	0.027	0.028	0.024	0.038	0.038	0.038	0.031	0.031	0.032	0.028	0.04
	RPM	3024	3024	3024	2759	2759	2759	2268	2268	2268	2069	2069	2005	2005	2005	2005	2005	2005	1814	1814	1671
41	FEED	151	151	127	116	99	99	150	150	150	122	116	99	152	152	152	124	124	116	102	134
	Vc	37	37	37	33	33	33	38	38	38	38	34	34	38	38	38	38	38	34	34	38
	fz	0.018	0.018	0.015	0.016	0.014	0.014	0.023	0.023	0.023	0.02	0.02	0.018	0.029	0.029	0.029	0.025	0.025	0.025	0.023	0.027
41	RPM	1963	1963	1963	1751	1751	1751	1512	1512	1512	1512	1353	1353	1210	1210	1210	1210	1210	1082	1082	1008
	FEED	71	71	59	56	49	49	70	70	70	60	54	49	70	70	70	60	60	54	50	54

▶ NEXT PAGE



YG 4G MILL END MILLS

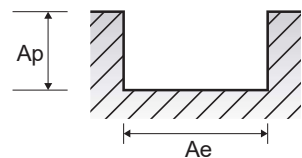
RECOMMENDED CUTTING CONDITIONS EMPFOHLENE SCHNEIDPARAMETER

SEME70 SERIES 2 FLUTE - SLOTTING

Vc = m/min. fz = mm/tooth
RPM = rev./min. FEED = mm/min.
LOC = Length of Cut

ISO	VDI 3323	Ae	Ap	Parameter	Diameter (Ø)															
					12.0	12.0	12.0	12.0	12.0	12.0	12.0	12.0	14.0	14.0	16.0	16.0	16.0	16.0	16.0	
P	1-5	1.0D	0.3D (up to Ø3:0.4mm)	Vc	75	75	75	75	75	68	68	81	81	85	85	85	85	85		
				fz	0.038	0.033	0.033	0.033	0.028	0.028	0.028	0.034	0.034	0.041	0.041	0.035	0.035	0.031		
	RPM	1989	1989	1989	1989	1989	1804	1804	1842	1842	1691	1691	1691	1691	1691	1691				
	FEED	151	131	131	131	111	101	101	125	125	139	139	118	118	105	105				
	6-8	1.0D	0.3D (up to Ø3:0.4mm)	Vc	75	75	75	75	75	68	68	81	81	85	85	85	85	85		
fz				0.038	0.033	0.033	0.033	0.028	0.028	0.028	0.034	0.034	0.041	0.041	0.035	0.035	0.031			
9	1.0D	0.3D (up to Ø3:0.4mm)	Vc	63	63	63	63	63	57	57	65	65	64	64	64	64	64			
			fz	0.04	0.034	0.034	0.034	0.03	0.03	0.03	0.034	0.034	0.041	0.041	0.035	0.035	0.031			
10-11.1	1.0D	0.3D (up to Ø3:0.4mm)	Vc	75	75	75	75	75	68	68	81	81	85	85	85	85	85			
			fz	0.038	0.033	0.033	0.033	0.028	0.028	0.028	0.034	0.034	0.041	0.041	0.035	0.035	0.031			
11.2	1.0D	0.3D (up to Ø3:0.4mm)	Vc	63	63	63	63	63	57	57	65	65	64	64	64	64	64			
			fz	0.04	0.034	0.034	0.034	0.03	0.03	0.03	0.034	0.034	0.041	0.041	0.035	0.035	0.031			
K	15-20	1.0D	0.3D (up to Ø3:0.4mm)	Vc	75	75	75	75	75	68	68	81	81	85	85	85	85	85		
				fz	0.038	0.033	0.033	0.033	0.028	0.028	0.028	0.034	0.034	0.041	0.041	0.035	0.035	0.031		
H	38.1 - 38.2	1.0D	0.05D	Vc	38	38	38	38	38	34	34	40	40	40	40	40	40	40		
				fz	0.027	0.022	0.022	0.022	0.02	0.019	0.019	0.025	0.025	0.031	0.031	0.025	0.025	0.022		
H	40	1.0D	0.3D (up to Ø3:0.4mm)	Vc	63	63	63	63	63	57	57	65	65	64	64	64	64	64		
				fz	0.04	0.034	0.034	0.034	0.03	0.03	0.03	0.034	0.034	0.041	0.041	0.035	0.035	0.031		
H	41	1.0D	0.05D	Vc	38	38	38	38	38	34	34	40	40	40	40	40	40	40		
				fz	0.027	0.022	0.022	0.022	0.02	0.019	0.019	0.025	0.025	0.031	0.031	0.025	0.025	0.022		

▶ NEXT PAGE



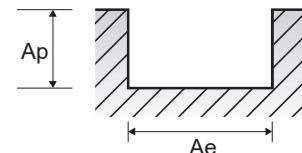
YG 4G MILL END MILLS

RECOMMENDED CUTTING CONDITIONS EMPFOHLENE SCHNEIDPARAMETER

SEME70 SERIES 2 FLUTE - SLOTTING

Vc = m/min. fz = mm/tooth
RPM = rev./min. FEED = mm/min.
LOC = Length of Cut

VDI 3323	Parameter	Diameter (Ø)																			
		16.0	16.0	16.0	18.0	18.0	18.0	20.0	20.0	20.0	20.0	20.0	20.0	20.0	20.0	22.0	22.0	25.0	25.0	25.0	25.0
	LOC	90	110	120	50	70	100	50	60	70	80	90	110	120	75	110	70	90	110	120	
1-5	Vc	77	77	77	82	82	74	77	77	77	77	77	69	69	76	76	77	77	77	77	
	fz	0.031	0.031	0.031	0.041	0.034	0.031	0.041	0.041	0.035	0.035	0.031	0.032	0.032	0.034	0.032	0.041	0.036	0.036	0.031	
	RPM	1532	1532	1532	1450	1450	1309	1225	1225	1225	1225	1225	1098	1098	1100	1100	980	980	980	980	
6-8	Vc	77	77	77	82	82	74	77	77	77	77	69	69	76	76	77	77	77	77		
	fz	0.031	0.031	0.031	0.041	0.034	0.031	0.041	0.041	0.035	0.035	0.031	0.032	0.032	0.034	0.032	0.041	0.036	0.036	0.031	
	RPM	1532	1532	1532	1450	1450	1309	1225	1225	1225	1225	1225	1098	1098	1100	1100	980	980	980	980	
9	Vc	58	58	58	63	63	57	60	60	60	60	60	54	54	58	58	59	59	59		
	fz	0.03	0.03	0.03	0.04	0.033	0.03	0.039	0.039	0.034	0.034	0.029	0.029	0.029	0.033	0.03	0.04	0.033	0.033	0.03	
	RPM	1154	1154	1154	1114	1114	1008	955	955	955	955	955	859	859	839	839	751	751	751	751	
10 - 11.1	Vc	77	77	77	82	82	74	77	77	77	77	69	69	76	76	77	77	77	77		
	fz	0.031	0.031	0.031	0.041	0.034	0.031	0.041	0.041	0.035	0.035	0.031	0.032	0.032	0.034	0.032	0.041	0.036	0.036	0.031	
	RPM	1532	1532	1532	1450	1450	1309	1225	1225	1225	1225	1225	1098	1098	1100	1100	980	980	980	980	
11.2	Vc	58	58	58	63	63	57	60	60	60	60	54	54	58	58	59	59	59	59		
	fz	0.03	0.03	0.03	0.04	0.033	0.03	0.039	0.039	0.034	0.034	0.029	0.029	0.029	0.033	0.03	0.04	0.033	0.033	0.03	
	RPM	1154	1154	1154	1114	1114	1008	955	955	955	955	955	859	859	839	839	751	751	751	751	
15 - 20	Vc	77	77	77	82	82	74	77	77	77	77	69	69	76	76	77	77	77	77		
	fz	0.031	0.031	0.031	0.041	0.034	0.031	0.041	0.041	0.035	0.035	0.031	0.032	0.032	0.034	0.032	0.041	0.036	0.036	0.031	
	RPM	1532	1532	1532	1450	1450	1309	1225	1225	1225	1225	1225	1098	1098	1100	1100	980	980	980	980	
38.1 - 38.2	Vc	36	36	36	40	40	36	38	38	38	38	34	34	38	38	38	38	38	38		
	fz	0.021	0.021	0.021	0.029	0.025	0.024	0.029	0.029	0.025	0.025	0.021	0.023	0.023	0.027	0.023	0.031	0.026	0.026	0.026	
	RPM	716	716	716	707	707	637	605	605	605	605	605	541	541	550	550	484	484	484	484	
40	Vc	58	58	58	63	63	57	60	60	60	60	54	54	58	58	59	59	59	59		
	fz	0.03	0.03	0.03	0.04	0.033	0.03	0.039	0.039	0.034	0.034	0.029	0.029	0.029	0.033	0.03	0.04	0.033	0.033	0.03	
	RPM	1154	1154	1154	1114	1114	1008	955	955	955	955	955	859	859	839	839	751	751	751	751	
41	Vc	36	36	36	40	40	36	38	38	38	38	34	34	38	38	38	38	38	38		
	fz	0.021	0.021	0.021	0.029	0.025	0.024	0.029	0.029	0.025	0.025	0.021	0.023	0.023	0.027	0.023	0.031	0.026	0.026	0.026	
	RPM	716	716	716	707	707	637	605	605	605	605	605	541	541	550	550	484	484	484	484	



HSS

CBN END MILLS

i-Xmill END MILLS

i-SMART MODULAR END MILLS

X5070 END MILLS

4G MILL END MILLS

X-POWER PRO END MILLS

TitaNox-POWER END MILLS

JET-POWER END MILLS

V7 PLUS END MILLS

ALU-POWER HPC END MILLS

ALU-POWER END MILLS

D-POWER GRAPHITE END MILLS

D-POWER CFRP END MILLS

ROUTERS

CRX S END MILLS

K-2 END MILLS

ONLY ONE COATED PM60 END MILLS

TANK-POWER END MILLS

GENERAL HSS END MILLS

MILLING CUTTERS

TECHNICAL DATA