

YG 4G MILL END MILLS

PLAIN SHANK

SEMD98 SERIES

CARBIDE, 2 FLUTE BALL NOSE (Short, Regular, Long Shank)

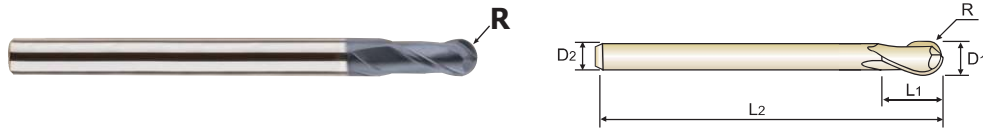
● **VOLLHARTMETALL, 2 SCHNEIDEN STIRNRADIUS**

● **Fraise carbure, 2 dents, hémisphérique**

● **MD, 2 TAGLIANTI, SEMISFERICA (Serie corta, media e lunga)**

- ▶ New coating and tool geometry applied resulting outstanding cutting abilities and wear resistance.
- ▶ With its unique ball nose geometry and cutting edges the cutting force has decreased, also increasing wear resistance.
- ▶ Excellent performance when cutting prehardened steels, up to HRC55 which are used for molds & dies.

- ▶ Aufgrund einer neuartigen Beschichtung und neuer Werkzeuggeometrien hervorragende Schnittleistung und Verschleißfestigkeit.
- ▶ Aufgrund der einzigartigen Kugelgeometrie und Schneidkantenpräparation wird die Schnittkraft reduziert und die Verschleißfestigkeit erhöht.
- ▶ Hervorragende Leistung bei der Zerspaltung von vorvergüteten Stählen bis HRC55, welche im Werkzeug- und Formenbau Verwendung finden.



CARBIDE 2 30° R ±0.005 R ±0.010 PLAIN P.276-277

R0.05-R3 R325-R125

Unit : mm

EDP No.	Radius of Ball Nose	Mill Diameter	Shank Diameter	Length of Cut	Overall Length	Remark
	R	D1	D2	L1	L2	
★ SEMD98001SE	R0.05	0.1	4	0.1	40	Short
★ SEMD98001E	R0.05	0.1	4	0.2	40	Regular
SEMD980013SE	R0.05	0.1	3	0.2	40	3mm Shank
SEMD980015SE	R0.075	0.15	4	0.15	40	Short
SEMD980015E	R0.075	0.15	4	0.3	40	Regular
SEMD9800153SE	R0.075	0.15	3	0.3	40	3mm Shank
★ SEMD98002SE	R0.1	0.2	4	0.2	40	Short
★ SEMD98002E	R0.1	0.2	4	0.4	40	Regular
SEMD980023SE	R0.1	0.2	3	0.4	40	3mm Shank
★ SEMD98003SE	R0.15	0.3	4	0.3	40	Short
★ SEMD98003E	R0.15	0.3	4	0.6	40	Regular
SEMD980033SE	R0.15	0.3	3	0.6	40	3mm Shank
SEMD98004SE	R0.2	0.4	4	0.4	40	Short
★ SEMD98004E	R0.2	0.4	4	0.8	40	Regular
SEMD980043SE	R0.2	0.4	3	0.8	40	3mm Shank
★ SEMD98005SE	R0.25	0.5	4	0.5	40	Short
SEMD98005S6SE	R0.25	0.5	6	0.8	40	-
★ SEMD98005E	R0.25	0.5	4	1.0	40	Regular
SEMD980053SE	R0.25	0.5	3	1.0	40	3mm Shank
SEMD98006SE	R0.3	0.6	4	0.6	40	Short
★ SEMD98006E	R0.3	0.6	4	1.2	40	Regular
SEMD980063SE	R0.3	0.6	3	1.2	40	3mm Shank
SEMD98007SE	R0.35	0.7	4	0.7	40	Short
★ SEMD98007E	R0.35	0.7	4	1.4	40	Regular

★ : Stock Item

▶ NEXT PAGE

Size	Radius Tolerance (mm)	Mill Dia. Tolerance (mm)	Shank Dia. Tolerance
up to R3	± 0.005	0 ~ - 0.012	h5
over R3	± 0.010	0 ~ - 0.015	

◎ : Excellent ○ : Good

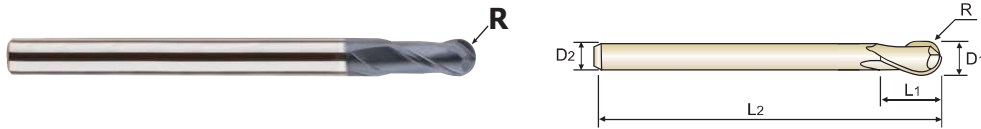
ISO Material Description	P										M			K							
	Non-alloy steel					Low alloy steel					High alloyed steel, and tool steel			Stainless steel			Grey cast iron		Nodular cast iron		Malleable cast iron
VDI 3323	1	2	3	4	5	6	7	8	9	10	11	12	13	14	15	16	17	18	19	20	
HRc		13	25	28	32	10	29	32	38	15	35	15	23	10	10	26	3	25		21	
HB	125	190	250	270	300	180	275	300	350	200	325	200	240	180	180	260	160	250	130	230	
Recommend	○	○	○	◎	◎	◎	◎	◎	◎	○	◎	○	○	○	○	○	○	○	○	○	
ISO Material Description	N										S						H				
	Aluminum-wrought alloy		Aluminum-cast, alloyed			Copper and Copper Alloys (Bronze / Brass)			Non Metallic Materials		Heat Resistant Super Alloys						Titanium Alloys		Hardened steel	Chilled Cast Iron	Hardened Cast Iron
VDI 3323	21	22	23	24	25	26	27	28	29	30	31	32	33	34	35	36	37	38	39	40	41
HRc											15	30	25	38	34			55	60	42	55
HB	60	100	75	90	130	110	90	100			200	280	250	350	320	400 Rm	1050 Rm	550	630	400	550
Recommend											○	○	○	○	○	○	○	○	○	◎	○

CARBIDE, 2 FLUTE BALL NOSE (Short, Regular, Long Shank)

- VOLLHARTMETALL, 2 SCHNEIDEN STIRNRADIUS
- () Fraise carbure, 2 dents, hémisphérique
- () MD, 2 TAGLIENTI, SEMISFERICA (Serie corta, media e lunga)

- ▶ New coating and tool geometry applied resulting outstanding cutting abilities and wear resistance.
- ▶ With its unique ball nose geometry and cutting edges the cutting force has decreased, also increasing wear resistance.
- ▶ Excellent performance when cutting prehardened steels, up to HRC55 which are used for molds & dies.

- ▶ Aufgrund einer neuartigen Beschichtung und neuer Werkzeuggeometrien hervorragende Schnittleistung und Verschleißfestigkeit.
- ▶ Aufgrund der einzigartigen Kugelgeometrie und Schneidkantenpräparation wird die Schnittkraft reduziert und die Verschleißfestigkeit erhöht.
- ▶ Hervorragende Leistung bei der Zerspaltung von vorvergüteten Stählen bis HRC55, welche im Werkzeug- und Formenbau Verwendung finden.



CARBIDE 2 30° ±0.005 ±0.010 PLAIN P.276-277

R0.05-R3 R325-R125

Unit : mm

EDP No.	Radius of Ball Nose	Mill Diameter	Shank Diameter	Length of Cut	Overall Length	Remark
	R	D1	D2	L1	L2	
SEMD980073SE	R0.35	0.7	3	1.4	40	3mm Shank
SEMD98008SE	R0.4	0.8	4	0.8	40	Short
★ SEMD98008E	R0.4	0.8	4	1.6	40	Regular
SEMD980083SE	R0.4	0.8	3	1.6	40	3mm Shank
SEMD98009SE	R0.45	0.9	4	0.9	40	Short
★ SEMD98009E	R0.45	0.9	4	1.8	40	Regular
SEMD980093SE	R0.45	0.9	3	1.8	40	3mm Shank
SEMD98010040E	R0.5	1.0	6	1.5	40	Short
SEMD980103SE	R0.5	1.0	3	2.5	50	3mm Shank
SEMD98010S4SE	R0.5	1.0	4	1.5	40	-
★ SEMD980104SE	R0.5	1.0	4	2.5	50	Regular
★ SEMD98010E	R0.5	1.0	6	2.5	50	Regular
★ SEMD98010070E	R0.5	1.0	6	2.5	70	Long Shank
SEMD98010100E	R0.5	1.0	6	2.5	100	Long Shank
SEMD98012040E	R0.6	1.2	6	2	40	Short
SEMD980123SE	R0.6	1.2	3	3	50	3mm Shank
SEMD980124SE	R0.6	1.2	4	3	50	Regular
★ SEMD98012E	R0.6	1.2	6	3	50	Regular
SEMD98012070E	R0.6	1.2	6	3	70	Long Shank
SEMD98012100E	R0.6	1.2	6	3	100	Long Shank
SEMD98015040E	R0.75	1.5	6	2.5	40	Short
SEMD980153SE	R0.75	1.5	3	4	50	3mm Shank
★ SEMD980154SE	R0.75	1.5	4	4	50	Regular
★ SEMD98015E	R0.75	1.5	6	4	50	Regular

★ : Stock Item

▶ NEXT PAGE

Size	Radius Tolerance (mm)	Mill Dia. Tolerance (mm)	Shank Dia. Tolerance
up to R3	± 0.005	0 ~ - 0.012	h5
over R3	± 0.010	0 ~ - 0.015	

◎ : Excellent ○ : Good

ISO Material Description	P											M			K						
	Non-alloy steel					Low alloy steel						High alloyed steel, and tool steel			Stainless steel			Grey cast iron		Nodular cast iron	
VDI 3323	1	2	3	4	5	6	7	8	9	10	11	12	13	14	15	16	17	18	19	20	
HRC		13	25	28	32	10	29	32	38	15	35	15	23	10	10	26	3	25		21	
HB	125	190	250	270	300	180	275	300	350	200	325	200	240	180	180	260	160	250	130	230	
Recommend	○	○	○	◎	◎	○	◎	◎	◎	◎	◎	◎	◎	◎	○	○	○	○	○	○	

ISO Material Description	N					S										H					
	Aluminum-wrought alloy		Aluminum-cast, alloyed			Copper and Copper Alloys (Bronze / Brass)			Non Metallic Materials		Heat Resistant Super Alloys					Titanium Alloys		Hardened steel	Chilled Cast Iron	Hardened Cast Iron	
VDI 3323	21	22	23	24	25	26	27	28	29	30	31	32	33	34	35	36	37	38	39	40	41
HRC											15	30	25	38	34			55	60	42	55
HB	60	100	75	90	130	110	90	100			200	280	250	350	320	400 Rm	1050 Rm	550	630	400	550
Recommend																		○	◎	◎	○

YG 4G MILL END MILLS

PLAIN SHANK

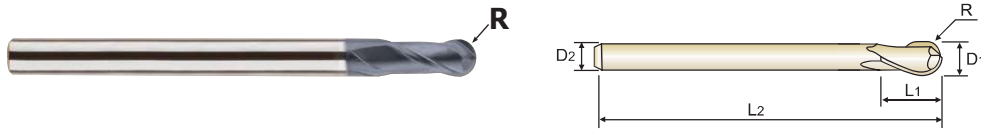
SEMD98 SERIES

CARBIDE, 2 FLUTE BALL NOSE (Short, Regular, Long Shank)

- **VOLLHARTMETALL, 2 SCHNEIDEN STIRNRADIUS**
- **Fraise carbure, 2 dents, hémisphérique**
- **MD, 2 TAGLIENTI, SEMISFERICA (Serie corta, media e lunga)**

- ▶ New coating and tool geometry applied resulting outstanding cutting abilities and wear resistance.
- ▶ With its unique ball nose geometry and cutting edges the cutting force has decreased, also increasing wear resistance.
- ▶ Excellent performance when cutting prehardened steels, up to HRc55 which are used for molds & dies.

- ▶ Aufgrund einer neuartigen Beschichtung und neuer Werkzeuggeometrien hervorragende Schnittleistung und Verschleißfestigkeit.
- ▶ Aufgrund der einzigartigen Kugelgeometrie und Schneidkantenpräparation wird die Schnittkraft reduziert und die Verschleißfestigkeit erhöht.
- ▶ Hervorragende Leistung bei der Zerspaltung von vorvergüteten Stählen bis HRc55, welche im Werkzeug- und Formenbau Verwendung finden.



CARBIDE
2
30°
R ±0.005
R ±0.010
PLAIN
P.276-277

R0.05-R3 R325-R125

Unit : mm

EDP No.	Radius of Ball Nose	Mill Diameter	Shank Diameter	Length of Cut	Overall Length	Remark
	R	D1	D2	L1	L2	
★ SEMD98015070E	R0.75	1.5	6	4	70	Long Shank
SEMD98015100E	R0.75	1.5	6	4	100	Long Shank
★ SEMD98020040E	R1.0	2.0	6	3	40	Short
SEMD9802035E	R1.0	2.0	3	5	50	3mm Shank
★ SEMD9802045E	R1.0	2.0	4	5	50	Regular
★ SEMD98020E	R1.0	2.0	6	5	50	Regular
★ SEMD98020080E	R1.0	2.0	6	5	80	Long Shank
SEMD98020100E	R1.0	2.0	6	5	100	Long Shank
SEMD98025040E	R1.25	2.5	6	4	40	Short
SEMD9802535E	R1.25	2.5	3	6	60	3mm Shank
★ SEMD9802545E	R1.25	2.5	4	6	60	Regular
★ SEMD98025E	R1.25	2.5	6	6	60	Regular
★ SEMD98025080E	R1.25	2.5	6	6	80	Long Shank
SEMD98025100E	R1.25	2.5	6	6	100	Long Shank
★ SEMD98030040E	R1.5	3.0	6	4.5	40	Short
SEMD9803035E	R1.5	3.0	3	6	60	3mm Shank
★ SEMD9803045E	R1.5	3.0	4	6	60	Regular
★ SEMD98030E	R1.5	3.0	6	6	60	Regular
★ SEMD98030080E	R1.5	3.0	6	6	80	Long Shank
★ SEMD98030100E	R1.5	3.0	6	6	100	Long Shank
★ SEMD98035E	R1.75	3.5	6	8	70	-
★ SEMD98040050E	R2.0	4.0	6	6	50	Short
★ SEMD9804045E	R2.0	4.0	4	8	70	Regular
★ SEMD98040E	R2.0	4.0	6	8	70	Regular

★ : Stock Item

▶ NEXT PAGE

Size	Radius Tolerance (mm)	Mill Dia. Tolerance (mm)	Shank Dia. Tolerance
up to R3	± 0.005	0 ~ - 0.012	h5
over R3	± 0.010	0 ~ - 0.015	

◎ : Excellent ○ : Good

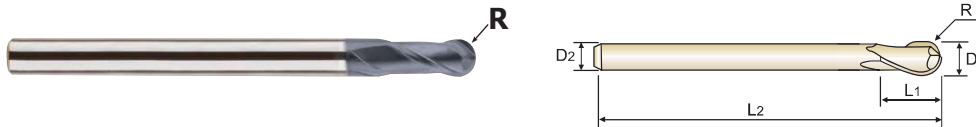
ISO Material Description	P										M			K							
	Non-alloy steel					Low alloy steel					High alloyed steel, and tool steel			Stainless steel			Grey cast iron		Nodular cast iron		Malleable cast iron
VDI 3323	1	2	3	4	5	6	7	8	9	10	11	12	13	14	15	16	17	18	19	20	
HRc		13	25	28	32	10	29	32	38	15	35	15	23	10	10	26	3	25		21	
HB	125	190	250	270	300	180	275	300	350	200	325	200	240	180	180	260	160	250	130	230	
Recommend	○	○	○	◎	◎	○	◎	◎	◎	○	◎				○	○	○	○	○	○	
ISO Material Description	N										S						H				
	Aluminum-wrought alloy		Aluminum-cast, alloyed			Copper and Copper Alloys (Bronze / Brass)			Non Metallic Materials		Heat Resistant Super Alloys			Titanium Alloys			Hardened steel	Chilled Cast Iron	Hardened Cast Iron		
VDI 3323	21	22	23	24	25	26	27	28	29	30	31	32	33	34	35	36	37	38	39	40	41
HRc											15	30	25	38	34			55	60	42	55
HB	60	100	75	90	130	110	90	100			200	280	250	350	320	400 Rm	1050 Rm	550	630	400	550
Recommend																		○	◎	◎	○

CARBIDE, 2 FLUTE BALL NOSE (Short, Regular, Long Shank)

- VOLLHARTMETALL, 2 SCHNEIDEN STIRNRADIUS
- () Fraise carbure, 2 dents, hémisphérique
- () MD, 2 TAGLIENTI, SEMISFERICA (Serie corta, media e lunga)

- ▶ New coating and tool geometry applied resulting outstanding cutting abilities and wear resistance.
- ▶ With its unique ball nose geometry and cutting edges the cutting force has decreased, also increasing wear resistance.
- ▶ Excellent performance when cutting prehardened steels, up to HRC55 which are used for molds & dies.

- ▶ Aufgrund einer neuartigen Beschichtung und neuer Werkzeuggeometrien hervorragende Schnittleistung und Verschleißfestigkeit.
- ▶ Aufgrund der einzigartigen Kugelgeometrie und Schneidkantenpräparation wird die Schnittkraft reduziert und die Verschleißfestigkeit erhöht.
- ▶ Hervorragende Leistung bei der Zerspaltung von vorvergüteten Stählen bis HRC55, welche im Werkzeug- und Formenbau Verwendung finden.



CARBIDE 2 30° ±0.005 ±0.010 PLAIN P.276-277

R0.05-R3 R3.25-R125

Unit : mm

EDP No.	Radius of Ball Nose	Mill Diameter	Shank Diameter	Length of Cut	Overall Length	Remark
	R	D1	D2	L1	L2	
★ SEMD980401004SE	R2.0	4.0	4	8	100	Long Shank
SEMD980401204SE	R2.0	4.0	4	8	120	Long Shank
★ SEMD98040100E	R2.0	4.0	6	8	100	Long Shank
★ SEMD98040120E	R2.0	4.0	6	8	120	Long Shank
★ SEMD98045E	R2.25	4.5	6	9	80	-
★ SEMD98050060E	R2.5	5.0	6	7.5	60	Short
★ SEMD98050E	R2.5	5.0	6	10	80	Regular
SEMD980505SE	R2.5	5.0	5	10	80	5mmShank
★ SEMD98055E	R2.75	5.5	6	11	90	-
★ SEMD98060050E	R3.0	6.0	6	9	50	Short
★ SEMD98060060E	R3.0	6.0	6	9	60	Short
★ SEMD98060080E	R3.0	6.0	6	9	80	Short
★ SEMD98060E	R3.0	6.0	6	12	90	Regular
★ SEMD98060110E	R3.0	6.0	6	12	110	Long Shank
★ SEMD98060130E	R3.0	6.0	6	12	130	Long Shank
★ SEMD98060150E	R3.0	6.0	6	12	150	Long Shank
★ SEMD98065E	R3.25	6.5	8	13	90	-
★ SEMD98070E	R3.5	7.0	8	14	90	-
★ SEMD98080050E	R4.0	8.0	8	12	50	Short
★ SEMD98080060E	R4.0	8.0	8	12	60	Short
★ SEMD98080080E	R4.0	8.0	8	12	80	Short
★ SEMD98080090E	R4.0	8.0	8	12	90	Short
★ SEMD98080E	R4.0	8.0	8	14	100	Regular
★ SEMD98080130E	R4.0	8.0	8	14	130	Long Shank

★ : Stock Item

▶ NEXT PAGE

Size	Radius Tolerance (mm)	Mill Dia. Tolerance (mm)	Shank Dia. Tolerance
up to R3	± 0.005	0 ~ - 0.012	h5
over R3	± 0.010	0 ~ - 0.015	

◎ : Excellent ○ : Good

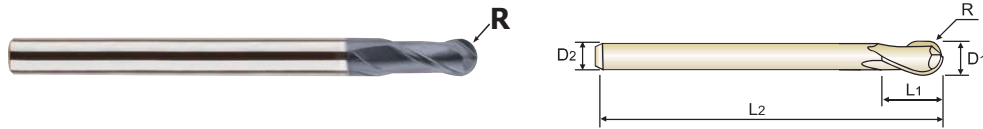
ISO	P											M			K						
	Non-alloy steel					Low alloy steel						High alloyed steel, and tool steel			Stainless steel			Grey cast iron		Nodular cast iron	
Material Description	1	2	3	4	5	6	7	8	9	10	11	12	13	14	15	16	17	18	19	20	
VDI 3323																					
HRC	13	25	28	32	10	29	32	38	15	35	15	23	10	10	26	3	25	42	21		
HB	125	190	250	270	300	180	275	300	350	200	325	200	240	180	180	260	160	250	130	230	
Recommend	○	○	○	◎	◎	○	◎	◎	◎	◎	◎	◎	◎	○	○	○	○	○	○	○	
ISO	N									S						H					
	Aluminum-wrought alloy		Aluminum-cast, alloyed			Copper and Copper Alloys (Bronze / Brass)				Non Metallic Materials		Heat Resistant Super Alloys						Titanium Alloys		Hardened steel	Chilled Cast Iron
Material Description	21	22	23	24	25	26	27	28	29	30	31	32	33	34	35	36	37	38	39	40	41
VDI 3323																					
HRC	60	100	75	90	130	110	90	100			15	30	25	38	34	36	37	55	60	42	55
HB	60	100	75	90	130	110	90	100			200	280	250	350	320	400 Rm	1050 Rm	550	630	400	550
Recommend																		○	◎	◎	○

CARBIDE, 2 FLUTE BALL NOSE (Short, Regular, Long Shank)

- **VOLLHARTMETALL, 2 SCHNEIDEN STIRNRADIUS**
- **Fraise carbure, 2 dents, hémisphérique**
- **MD, 2 TAGLIENTI, SEMISFERICA (Serie corta, media e lunga)**

- ▶ New coating and tool geometry applied resulting outstanding cutting abilities and wear resistance.
- ▶ With its unique ball nose geometry and cutting edges the cutting force has decreased, also increasing wear resistance.
- ▶ Excellent performance when cutting prehardened steels, up to HRc55 which are used for molds & dies.

- ▶ Aufgrund einer neuartigen Beschichtung und neuer Werkzeuggeometrien hervorragende Schnittleistung und Verschleißfestigkeit.
- ▶ Aufgrund der einzigartigen Kugelgeometrie und Schneidkantenpräparation wird die Schnittkraft reduziert und die Verschleißfestigkeit erhöht.
- ▶ Hervorragende Leistung bei der Zerspaltung von vorvergüteten Stählen bis HRc55, welche im Werkzeug- und Formenbau Verwendung finden.



CARBIDE 2 30° ±0.005 ±0.010 PLAIN P.276-277

R0.05-R3 R325-R125

Unit : mm

EDP No.	Radius of Ball Nose	Mill Diameter	Shank Diameter	Length of Cut	Overall Length	Remark
	R	D1	D2	L1	L2	
★ SEMD98080150E	R4.0	8.0	8	14	150	Long Shank
★ SEMD98085E	R4.25	8.5	10	16	100	-
★ SEMD98090E	R4.5	9.0	10	18	100	-
SEMD98100050E	R5.0	10.0	10	15	50	Short
★ SEMD98100060E	R5.0	10.0	10	15	60	Short
★ SEMD98100080E	R5.0	10.0	10	15	80	Short
★ SEMD98100090E	R5.0	10.0	10	15	90	Short
★ SEMD98100E	R5.0	10.0	10	18	100	Regular
★ SEMD98100130E	R5.0	10.0	10	18	130	Long Shank
★ SEMD98100150E	R5.0	10.0	10	18	150	Long Shank
★ SEMD98100180E	R5.0	10.0	10	18	180	Long Shank
SEMD98100200E	R5.0	10.0	10	18	200	Long Shank
★ SEMD98110E	R5.5	11.0	12	20	100	-
SEMD98120060E	R6.0	12.0	12	18	60	Short
★ SEMD98120080E	R6.0	12.0	12	18	80	Short
SEMD98120090E	R6.0	12.0	12	18	90	Short
★ SEMD98120100E	R6.0	12.0	12	18	100	Short
★ SEMD98120E	R6.0	12.0	12	22	110	Regular
★ SEMD98120130E	R6.0	12.0	12	22	130	Long Shank
★ SEMD98120150E	R6.0	12.0	12	22	150	Long Shank
★ SEMD98120180E	R6.0	12.0	12	22	180	Long Shank
★ SEMD98120200E	R6.0	12.0	12	22	200	Long Shank
★ SEMD98130E	R6.5	13.0	12	24	100	-
★ SEMD98140E	R7.0	14.0	12	26	100	Regular

★ : Stock Item

▶ NEXT PAGE

Size	Radius Tolerance (mm)	Mill Dia. Tolerance (mm)	Shank Dia. Tolerance
up to R3	± 0.005	0 ~ - 0.012	h5
over R3	± 0.010	0 ~ - 0.015	

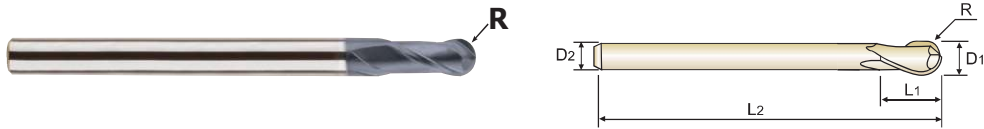
◎ : Excellent ○ : Good

ISO Material Description	P										M			K							
	Non-alloy steel					Low alloy steel					High alloyed steel, and tool steel			Stainless steel			Grey cast iron		Nodular cast iron		Malleable cast iron
VDI 3323	1	2	3	4	5	6	7	8	9	10	11	12	13	14	15	16	17	18	19	20	
HRc		13	25	28	32	10	29	32	38	15	35	15	23	10	10	26	3	25		21	
HB	125	190	250	270	300	180	275	300	350	200	325	200	240	180	180	260	160	250	130	230	
Recommend	○	○	○	◎	◎	◎	◎	◎	◎	○	◎				○	○	○	○	○	○	
ISO Material Description	N										S						H				
	Aluminum-wrought alloy		Aluminum-cast, alloyed			Copper and Copper Alloys (Bronze / Brass)			Non Metallic Materials		Heat Resistant Super Alloys						Titanium Alloys		Hardened steel	Chilled Cast Iron	Hardened Cast Iron
VDI 3323	21	22	23	24	25	26	27	28	29	30	31	32	33	34	35	36	37	38	39	40	41
HRc											15	30	25	38	34			55	60	42	55
HB	60	100	75	90	130	110	90	100			200	280	250	350	320	400 Rm	1050 Rm	550	630	400	550
Recommend																		○	◎	◎	○

CARBIDE, 2 FLUTE BALL NOSE (Short, Regular, Long Shank)

- **VOLLHARTMETALL, 2 SCHNEIDEN STIRNRADIUS**
- **Fraise carbure, 2 dents, hémisphérique**
- **MD, 2 TAGLIENTI, SEMISFERICA (Serie corta, media e lunga)**

- ▶ New coating and tool geometry applied resulting outstanding cutting abilities and wear resistance.
- ▶ With its unique ball nose geometry and cutting edges the cutting force has decreased, also increasing wear resistance.
- ▶ Excellent performance when cutting prehardened steels, up to HRC55 which are used for molds & dies.
- ▶ Aufgrund einer neuartigen Beschichtung und neuer Werkzeuggeometrien hervorragende Schnittleistung und Verschleißfestigkeit.
- ▶ Aufgrund der einzigartigen Kugelgeometrie und Schneidkantenpräparation wird die Schnittkraft reduziert und die Verschleißfestigkeit erhöht.
- ▶ Hervorragende Leistung bei der Zerspaltung von vorvergüteten Stählen bis HRC55, welche im Werkzeug- und Formenbau Verwendung finden.



CARBIDE 2 30° ±0.005 ±0.010 PLAIN P.276-277

R0.05-R3 R325-R125

Unit : mm

EDP No.	Radius of Ball Nose	Mill Diameter	Shank Diameter	Length of Cut	Overall Length	Remark
	R	D1	D2	L1	L2	
★ SEMD9814014SE	R7.0	14.0	14	26	100	-
SEMD9814016SE	R7.0	14.0	16	26	100	-
SEMD98150E	R7.5	15.0	16	28	140	-
★ SEMD98160100E	R8.0	16.0	16	24	100	Short
SEMD98160130E	R8.0	16.0	16	24	130	Short
★ SEMD98160E	R8.0	16.0	16	30	150	Regular
SEMD98160180E	R8.0	16.0	16	30	180	Long Shank
★ SEMD98160200E	R8.0	16.0	16	30	200	Long Shank
★ SEMD98180E	R9.0	18.0	16	34	150	Regular
SEMD9818018SE	R9.0	18.0	18	34	150	-
★ SEMD98200100E	R10.0	20.0	20	30	100	Short
SEMD98200130E	R10.0	20.0	20	30	130	Short
★ SEMD98200E	R10.0	20.0	20	38	150	Regular
SEMD98200200E	R10.0	20.0	20	38	200	Long Shank
SEMD98250120E	R12.5	25.0	25	50	120	Short
SEMD98250E	R12.5	25.0	25	50	180	Regular

★ : Stock Item

Size	Radius Tolerance (mm)	Mill Dia. Tolerance (mm)	Shank Dia. Tolerance
up to R3	± 0.005	0 ~ - 0.012	h5
over R3	± 0.010	0 ~ - 0.015	

◎ : Excellent ○ : Good

ISO Material Description	P										M				K						
	Non-alloy steel					Low alloy steel					High alloyed steel, and tool steel				Stainless steel		Grey cast iron		Nodular cast iron		Malleable cast iron
VDI 3323	1	2	3	4	5	6	7	8	9	10	11	12	13	14	15	16	17	18	19	20	
HRC	13	25	28	32	10	29	32	38	15	35	15	23	10	10	26	3	25	3	25		
HB	125	190	250	270	300	180	275	300	350	200	325	200	240	180	180	260	160	250	130	230	
Recommend	○	○	○	◎	◎	○	◎	◎	◎	○	◎	○	○	○	○	○	○	○	○	○	

ISO Material Description	N					S										H					
	Aluminum-wrought alloy		Aluminum-cast, alloyed			Copper and Copper Alloys (Bronze / Brass)			Non Metallic Materials		Heat Resistant Super Alloys					Titanium Alloys		Hardened steel	Chilled Cast Iron	Hardened Cast Iron	
VDI 3323	21	22	23	24	25	26	27	28	29	30	31	32	33	34	35	36	37	38	39	40	41
HRC	60	100	75	90	130	110	90	100			15	30	25	38	34			55	60	42	55
HB	60	100	75	90	130	110	90	100			200	280	250	350	320	400 Rm	1050 Rm	550	630	400	550
Recommend																		○	◎	◎	○

YG 4G MILL END MILLS

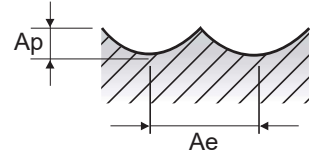
RECOMMENDED CUTTING CONDITIONS EMPFOHLENE SCHNEIDPARAMETER

SEMD98 SERIES 2 FLUTE BALL NOSE

Vc = m/min.
fz = mm/tooth
RPM = rev./min.
FEED = mm/min.

ISO	VDI 3323	Material Description	Ae	Ap	Parameter	Diameter (Ø)																
						0.1	0.2	0.3	0.4	0.5	0.6	0.7	0.8	0.9	1.0	1.2	1.5	2.0	2.5			
P	1-5	Non-alloy steel	0.08D	0.05D	Vc	13	19	28	38	47	57	66	75	85	94	113	141	187	187			
					fz	0.007	0.012	0.015	0.019	0.024	0.029	0.034	0.039	0.044	0.048	0.051	0.054	0.057	0.074			
					RPM	41380	30239	29709	30239	29921	30239	30012	29842	30063	29921	29974	29921	29762	23810			
	6-8	Low alloy steel	0.08D	0.05D	Vc	13	19	28	38	47	57	66	75	85	94	113	141	187	187			
					fz	0.007	0.012	0.015	0.019	0.024	0.029	0.034	0.039	0.044	0.048	0.051	0.054	0.057	0.074			
					RPM	41380	30239	29709	30239	29921	30239	30012	29842	30063	29921	29974	29921	29762	23810			
	9	Low alloy steel	0.08D	0.05D	Vc	13	19	28	38	47	57	66	75	85	94	109	136	180	180			
					fz	0.006	0.011	0.014	0.017	0.021	0.025	0.029	0.033	0.038	0.042	0.045	0.047	0.05	0.066			
					RPM	41380	30239	29709	30239	29921	30239	30012	29842	30063	29921	28913	28860	28648	22918			
	10-11.1	High alloyed steel, and tool steel	0.08D	0.05D	Vc	13	19	28	38	47	57	66	75	85	94	113	141	187	187			
					fz	0.007	0.012	0.015	0.019	0.024	0.029	0.034	0.039	0.044	0.048	0.051	0.054	0.057	0.074			
					RPM	41380	30239	29709	30239	29921	30239	30012	29842	30063	29921	29974	29921	29762	23810			
11.2	High alloyed steel, and tool steel	0.08D	0.05D	Vc	13	19	28	38	47	57	66	75	85	94	109	136	180	180				
				fz	0.006	0.011	0.014	0.017	0.021	0.025	0.029	0.033	0.038	0.042	0.045	0.047	0.05	0.066				
				RPM	41380	30239	29709	30239	29921	30239	30012	29842	30063	29921	28913	28860	28648	22918				
K	15-20	Grey cast iron Nodular cast iron Malleable cast iron	0.08D	0.05D	Vc	13	19	28	38	47	57	66	75	85	94	113	141	187	187			
					fz	0.007	0.012	0.015	0.019	0.024	0.029	0.034	0.039	0.044	0.048	0.051	0.054	0.057	0.074			
					RPM	41380	30239	29709	30239	29921	30239	30012	29842	30063	29921	29974	29921	29762	23810			
H	38.1 - 38.2	Hardened steel	0.08D	0.05D	Vc	10	17	25	34	42	51	59	68	76	85	97	122	151	151			
					fz	0.006	0.011	0.013	0.017	0.021	0.024	0.029	0.033	0.038	0.042	0.045	0.047	0.05	0.063			
					RPM	31831	27056	26526	27056	26738	27056	26829	27056	26880	27056	25730	25889	24032	19226			
H	40	Chilled Cast Iron	0.08D	0.05D	Vc	13	19	28	38	47	57	66	75	85	94	109	136	180	180			
					fz	0.006	0.011	0.014	0.017	0.021	0.025	0.029	0.033	0.038	0.042	0.045	0.047	0.05	0.066			
					RPM	41380	30239	29709	30239	29921	30239	30012	29842	30063	29921	28913	28860	28648	22918			
H	41	Hardened Cast Iron	0.08D	0.05D	Vc	10	17	25	34	42	51	59	68	76	85	97	122	151	151			
					fz	0.006	0.011	0.013	0.017	0.021	0.024	0.029	0.033	0.038	0.042	0.045	0.047	0.05	0.063			
					RPM	31831	27056	26526	27056	26738	27056	26829	27056	26880	27056	25730	25889	24032	19226			

▶ NEXT PAGE



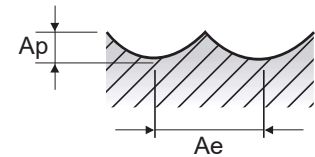
YG 4G MILL END MILLS

RECOMMENDED CUTTING CONDITIONS EMPFOHLENE SCHNEIDPARAMETER

Vc = m/min.
fz = mm/tooth
RPM = rev./min.
FEED = mm/min.

SEMD98 SERIES 2 FLUTE BALL NOSE

VDI 3323	Parameter	Diameter (Ø)																							
		3.0	3.5	4.0	4.5	5.0	5.5	6.0	6.5	7.0	8.0	8.5	9.0	10.0	11.0	12.0	13.0	14.0	15.0	16.0	18.0	20.0	25.0		
1-5	Vc	187	187	187	184	175	168	157	159	159	167	168	168	175	168	157	162	165	167	168	170	168	167		
	fz	0.091	0.106	0.121	0.136	0.156	0.164	0.174	0.179	0.184	0.189	0.192	0.195	0.199	0.205	0.212	0.218	0.224	0.23	0.238	0.25	0.264	0.27		
	RPM	19841	17007	14881	13015	11141	9723	8329	7786	7230	6645	6291	5942	5570	4861	4165	3967	3752	3544	3342	3006	2674	2126		
6-8	FEED	3611	3605	3601	3540	3476	3189	2899	2788	2661	2512	2416	2317	2217	1993	1766	1729	1681	1630	1591	1503	1412	1148		
	Vc	187	187	187	184	175	168	157	159	159	167	168	168	175	168	157	162	165	167	168	170	168	167		
	fz	0.091	0.106	0.111	0.122	0.138	0.144	0.153	0.156	0.164	0.174	0.179	0.184	0.189	0.192	0.195	0.199	0.205	0.212	0.218	0.224	0.23	0.238	0.25	0.264
9	RPM	19841	17007	14881	13015	11141	9723	8329	7786	7230	6645	6291	5942	5570	4861	4165	3967	3752	3544	3342	3006	2674	2126		
	FEED	3611	3605	3601	3540	3476	3189	2899	2788	2661	2512	2416	2317	2217	1993	1766	1729	1681	1630	1591	1503	1412	1148		
	Vc	180	180	180	177	168	162	152	153	153	161	162	161	168	161	151	155	158	160	161	164	162	162		
10 - 11.1	fz	0.083	0.097	0.111	0.122	0.138	0.144	0.153	0.156	0.159	0.164	0.167	0.17	0.174	0.18	0.188	0.197	0.208	0.221	0.206	0.215	0.227	0.231		
	RPM	19099	16370	14324	12520	10695	9376	8064	7493	6957	6406	6067	5694	5348	4659	4005	3795	3592	3395	3203	2900	2578	2063		
	FEED	3170	3176	3180	3055	2952	2700	2468	2338	2212	2101	2026	1936	1861	1677	1506	1495	1494	1501	1320	1247	1171	953		
11.2	Vc	187	187	187	184	175	168	157	159	159	167	168	168	175	168	157	162	165	167	168	170	168	167		
	fz	0.091	0.106	0.121	0.136	0.156	0.164	0.174	0.179	0.184	0.189	0.192	0.195	0.199	0.205	0.212	0.218	0.224	0.23	0.238	0.25	0.264	0.27		
	RPM	19841	17007	14881	13015	11141	9723	8329	7786	7230	6645	6291	5942	5570	4861	4165	3967	3752	3544	3342	3006	2674	2126		
15 - 20	FEED	3611	3605	3601	3540	3476	3189	2899	2788	2661	2512	2416	2317	2217	1993	1766	1729	1681	1630	1591	1503	1412	1148		
	Vc	180	180	180	177	168	162	152	153	153	161	162	161	168	161	151	155	158	160	161	164	162	162		
	fz	0.083	0.097	0.111	0.122	0.138	0.144	0.153	0.156	0.159	0.164	0.167	0.17	0.174	0.18	0.188	0.197	0.208	0.221	0.206	0.215	0.227	0.231		
38.1 - 38.2	RPM	19099	16370	14324	12520	10695	9376	8064	7493	6957	6406	6067	5694	5348	4659	4005	3795	3592	3395	3203	2900	2578	2063		
	FEED	3170	3176	3180	3055	2952	2700	2468	2338	2212	2101	2026	1936	1861	1677	1506	1495	1494	1501	1320	1247	1171	953		
	Vc	151	151	151	148	141	135	124	127	128	136	136	136	141	136	127	131	133	135	136	137	136	136		
40	fz	0.075	0.088	0.1	0.111	0.125	0.132	0.141	0.144	0.147	0.15	0.153	0.156	0.16	0.164	0.17	0.173	0.178	0.183	0.189	0.198	0.208	0.211		
	RPM	16022	13733	12016	10469	8976	7813	6578	6219	5821	5411	5093	4810	4488	3935	3369	3208	3024	2865	2706	2423	2165	1732		
	FEED	2403	2417	2403	2324	2244	2063	1855	1791	1711	1623	1558	1501	1436	1291	1145	1110	1077	1049	1023	959	900	731		
41	Vc	180	180	180	177	168	162	152	153	153	161	162	161	168	161	151	155	158	160	161	164	162	162		
	fz	0.083	0.097	0.111	0.122	0.138	0.144	0.153	0.156	0.159	0.164	0.167	0.17	0.174	0.18	0.188	0.197	0.208	0.221	0.206	0.215	0.227	0.231		
	RPM	19099	16370	14324	12520	10695	9376	8064	7493	6957	6406	6067	5694	5348	4659	4005	3795	3592	3395	3203	2900	2578	2063		
41	FEED	3170	3176	3180	3055	2952	2700	2468	2338	2212	2101	2026	1936	1861	1677	1506	1495	1494	1501	1320	1247	1171	953		
	Vc	151	151	151	148	141	135	124	127	128	136	136	136	141	136	127	131	133	135	136	137	136	136		
	fz	0.075	0.088	0.1	0.111	0.125	0.132	0.141	0.144	0.147	0.15	0.153	0.156	0.16	0.164	0.17	0.173	0.178	0.183	0.189	0.198	0.208	0.211		
41	RPM	16022	13733	12016	10469	8976	7813	6578	6219	5821	5411	5093	4810	4488	3935	3369	3208	3024	2865	2706	2423	2165	1732		
	FEED	2403	2417	2403	2324	2244	2063	1855	1791	1711	1623	1558	1501	1436	1291	1145	1110	1077	1049	1023	959	900	731		



HSS

CBN END MILLS

i-Xmill END MILLS

i-SMART MODULAR END MILLS

X5070 END MILLS

4G MILL END MILLS

X-POWER PRO END MILLS

TitaNox-POWER END MILLS

JET-POWER END MILLS

V7 PLUS END MILLS

ALU-POWER HPC END MILLS

ALU-POWER END MILLS

D-POWER GRAPHITE END MILLS

D-POWER CFRP END MILLS

ROUTERS

CRX S END MILLS

K-2 END MILLS

ONLY ONE COATED PM60 END MILLS

TANK-POWER END MILLS

GENERAL HSS END MILLS

MILLING CUTTERS

TECHNICAL DATA